



# COLEGIO NIRVANA

## SUBJECT: ENGLISH

ING.  
GUÍA N°

2

LEVEL: 7th Grade TEACHER: NATHALIA MUÑOZ SILVA

### HANDOUT (7th)

### "FEELINGS AND OPINIONS"













<b>Name</b>			
<b>Grade</b>		<b>Date:</b>	
<b>I.S.</b>	<b>R.S.</b>	<b>Mark:</b>	
<b>Objective:</b>			
❖ Identificar imágenes con vocabulario de la unidad			
❖ Resolver sopa de letras y crucigramas			

#### Instructions:

Lea cuidadosamente las instrucciones de cada Item y resuelva los ejercicios dados.

- I. Unscramble the words. Write the correct number next to the words. (ordena las palabras. Escribe el número correcto al lado de la palabra). (1pt.each)

## Feelings

			
PPYAH _____ <input type="radio"/>	DIUTSGDSE _____ <input type="radio"/>		
MDRESERSABA _____ <input type="radio"/>	CDARES _____ <input type="radio"/>		
TREDFAUTSR _____ <input type="radio"/>	NOYLEL _____ <input type="radio"/>		
GRYNA _____ <input type="radio"/>	RPUOD _____ <input type="radio"/>		
LSIYL _____ <input type="radio"/>	DXIEECT _____ <input type="radio"/>		
RSONVEU _____ <input type="radio"/>	REDTI _____ <input type="radio"/>		

- II. Let's find adjectives in the word search. Write the meaning of each word. (encuentra los adjetivos en la sopa de letras. Escribe el significado de las palabras) (1pt. Each)

Afraid: \_\_\_\_\_  
 Alarmed: \_\_\_\_\_  
 Annoyed: \_\_\_\_\_  
 Bitter: \_\_\_\_\_  
 Blue: \_\_\_\_\_  
 Cheerful: \_\_\_\_\_  
 Cross: \_\_\_\_\_  
 Delighted: \_\_\_\_\_  
 Depressed: \_\_\_\_\_  
 Eager: \_\_\_\_\_  
 Envious: \_\_\_\_\_  
 Ecstatic: \_\_\_\_\_  
 Frightened: \_\_\_\_\_  
 Furious: \_\_\_\_\_  
 Glad: \_\_\_\_\_  
 Gloomy: \_\_\_\_\_  
 Grumpy: \_\_\_\_\_  
 Homesick: \_\_\_\_\_  
 Irritated: \_\_\_\_\_  
 Miserable: \_\_\_\_\_  
 Nasty: \_\_\_\_\_  
 Scary: \_\_\_\_\_  
 Sick: \_\_\_\_\_  
 Upset: \_\_\_\_\_  
 Worried: \_\_\_\_\_



- III. Use the expressions in the picture to answer the following sentences. Follow the example. (usa las expresiones de la imagen para responder las siguientes oraciones. Sigue el ejemplo). (1 pt.each)

1. "Dear, I'm cooking spinach for lunch." " Ugh! "


2. "I got 10 out of 20 in the exam!" " \_\_\_\_\_ "

3. "I'm seeing a big hairy spider on the wall!" " \_\_\_\_\_ "

4. "The bananas are brown and smell terrible." " \_\_\_\_\_ "

5. "I'll never win the lottery!" " \_\_\_\_\_ "

6. "I'm not going to pay your money back." " \_\_\_\_\_ "



IV. Complete the sentences using the adjectives in the box. (Completa las oraciones utilizando los adjetivos de la caja).

1. I want to go to the beach today, but it's raining. How \_\_\_\_\_ I am!
2. Mice and snakes make feel \_\_\_\_\_.
3. I don't like receiving \_\_\_\_\_ comments on Twitter. How rude!
4. He's really \_\_\_\_\_ because his little brother is using his Nintendo.
5. Mum always feels \_\_\_\_\_ when she comes into my untidy room.
6. I'm \_\_\_\_\_ to be here with all my friends. The party is fantastic!
7. Berta feels \_\_\_\_\_ because she is studying abroad. She misses us.
8. Don't talk to Tom now. He is more than angry, he is \_\_\_\_\_!
9. My English teacher is so \_\_\_\_\_. She is always smiling and joking.
10. I'm \_\_\_\_\_ of being at home alone at night.



V. Draw a face expressing the corresponding feeling. Write the feeling in the blanks. (Dibuja una cara expresando el sentimiento que corresponde. Escribe el sentimiento en la línea).

I feel \_\_\_\_\_ when  
someone gives me a gift.



I feel \_\_\_\_\_ when  
I get a bad mark.

